

Ulster Performing Arts Center

Technical Information




General Stage Information:

<i>Number of seats in house:</i>	1500
<i>Proscenium width:</i>	38' 3"
<i>Proscenium height:</i>	24'
Stage dimensions:	
<i>Plaster line to US wall:</i>	29' 9"
<i>Plaster line to last line set:</i>	26' 11"
<i>Apron depth:</i>	8'
<i>Stagehouse wall to wall (SR wall to SL Fly Rail):</i>	73' 11"
<i>Stage Right wing (proscenium edge to wall):</i>	14' 9" W x 30' D
<i>Stage Left wing (proscenium edge to fly rail):</i>	20' W x 30' D
<i>Fly Rail:</i>	Stage Level, Stage Left
<i>Grid height:</i>	48' 10"
<i>Pipe trim out:</i>	43' 6"
<i>Number of line sets:</i>	26
<i>Stage floor is Masonite over wood.</i>	
<i>Rigging is single purchase arbor counter-weight system.</i>	

Soft Goods Inventory:

<i>Black legs (50% fullness)</i>	6 sets	24' H x 10' W
<i>Black legs (flat)</i>	1 set	24' H x 10' W
<i>Black tabs (flat)</i>	4 sets	24' H x 4' W
<i>Black borders (50% fullness)</i>	4	8' H x 40' W
<i>Full stage black (split at center)</i>	1	24' H x 40' W
<i>Black scrim</i>	1	24' H x 40' W
<i>White cyclorama</i>	1	24' H x 40' W



Dressing Rooms:


<i>3 at stage level (1 basic, 2 with toilet/shower)</i>
<i>3 upstairs (basic)</i>
<i>Toilets each level</i>
<i>General large chorus room under stage (no toilets)</i>
<i>Washer & dryer in basement.</i>
<i>2 steamers, irons & ironing boards available.</i>

Rigging Information:

Rigging is single purchase arbor counter-weight system	
<i>Line sets</i>	26
<i>Pipe Length</i>	52'
<i>Pipe trim out height</i>	43'6"
<i>Grid height</i>	48'9"
<i>Grid maximum floor live load:</i>	50 PSF
Max Loading Per Batten:	
<i>Distributed load along pipe:</i>	17 lbs per linear foot
<i>Single point midspan between picks:</i>	110 lbs
<i>Two point loads at third points in span:</i>	85 lbs each
<i>Exceeding the above will bend the batten pipe!</i>	
<i>Point load at any one pick:</i>	550 lbs
<i>Total batten loading:</i>	550 lbs

Ulster Performing Arts Center


Technical Information



Line Set Schedule & House Hang:

	Distance Line from Plaster Line	Purpose	Weight (lbs)	Trim Height	Distance from Center
A	1'3"	Main Curtain	300	19'	Split at center
1	2'3"	Legs (24' x 10')	85		19'
2	3'5"	Raceway 1E (circ# 1-16)		23'	
3	4'3"				
4 4A	5'4"	Movie screen	875		
5	6'4"				
6	7'5"	Border (40' x 8')	95	27'	
7	8'7"	Legs (24" x 10')	80		19'
8	9'9"	Raceway 2E (circ# 17-32)		23'4"	
9	10'9"				
10	11'7"				
11	12'5"				
12	13'4"	Border (40' x 8')	90	27'4"	
13	14'3"	Legs (24" x 10')	90		19'
14	15'1"	Midstage Black			Split at center
15	16'0"				
16	16'10"	Raceway 3E (circ# 33-48)		24'	
17	17'9"				
18	18'7"	Border (40' x 8')	75	28'6"	
19	19'6"	Legs (24" x 10')	90		19'
20	21'3"	Raceway 4E (circ# 49-64)		24'	
21	22'4"	Border (40' x 8')	90	28'	
22	23'3"	Legs (24" x 10')	60		19'
23	24'2"	Black Scrim	60 w/ bottom pipe		
24	25'3"	5 th Electric(ColorForce)			
25	25'8"	White Cyc	85 with Bottom Pipe (35)		
26	26'11"	Full Stage Black	265		

4 sets of tabs are on dead-hung traveler tracks SL & SR, running upstage to downstage to mask wing space.



LIGHTING, SOUND, & VIDEO

Lighting:

<i>Main dimmer rack: ETC SENSOR</i>		96-2.4k dimmers
Note: Power for these dimmers comes from 3-phase cam-lock tails normally used for lighting tie-in.		
<i>5 electrics</i>		16 circuit raceway on 1E-4E
<i>Lighting Console:</i>		ETC Ion XE 20 w/ 40 Fader Wing & Dual Touch Screen Monitors


Lighting Inventory:

2	Lycian M2 Modular Follow Spots HMI 1200
52	SourceFour PAR - WFL
12	Prolights JetSpot 4z Spot Beam Moving Lights
4	Prolights Pixie Wash XB Wash Beam Moving Lights
3	Fleenor Isolated Opto Splitter

Stage Pin Cable:

1	125'
5	100'
1	75'
15	50'
2	40'
1	35'
16	25'
4	20'
19	15'
35	10'
12	5'
3	3 x 50' bundles
51	Two-fers

Ulster Performing Arts Center



Technical Information

5	8' Chroma Q Color Force 2 RGBA LED strip lights (5th Electric)	5-Pin DMX Cables: <table border="1"> <tbody> <tr> <td>1</td> <td>125'</td> </tr> <tr> <td>2</td> <td>75'</td> </tr> <tr> <td>20</td> <td>25'</td> </tr> <tr> <td>20</td> <td>15'</td> </tr> <tr> <td>20</td> <td>10'</td> </tr> </tbody> </table>	1	125'	2	75'	20	25'	20	15'	20	10'
1	125'											
2	75'											
20	25'											
20	15'											
20	10'											
16	Source 4 Ellipsoidal 14 deg 750w (FOH booms)											
56	Source 4 Ellipsoidal Units 575w											
	29 26 deg. lens tubes											
	29 36 deg. lens tubes											
	4 14 deg. lens tubes											
	4 50 deg. lens tubes											
4	A size pattern holders											
50	B size pattern holders											
4	S4 drop in iris											
17	18" sidearms											
14	12" sidearms											
4	6" barn doors											
<i>Lighting tie-in:</i>		400 amp/208 volt/3 phase										
<i>Audio tie-in (isolated ground):</i>		200 amp/208 volt/3 phase										
<i>Shore Power:</i>		(1) 50A 220V NEMA 14-50 receptacle and (1) 20A 120V GFCI edison receptacle (each on separate circuits) located outside the SL door near Cedar St. (2) 50A 220V NEMA 14-50 receptacle and (2) 20A 120V GFCI edison receptacle (each on separate circuits) located outside Main stage door on Cedar St.										

Video: (available for an additional rental fee)

<i>Projector:</i>	Panasonic PT-RZ120 WUXGA
<i>Digital Video:</i>	Mac Mini w/Q-Lab license
	Mac Macbook Air M2
<i>Movie Screen:</i>	14.5' x 38' perforated with built-in masking (<u>permanently hung</u> on linesets 4 and 4A)

Ulster Performing Arts Center

Technical Information



Comms and Monitoring:

<i>Comm Units:</i>	(9)	Clear-Com Wired Units
<i>Stage Video Monitors:</i>	Located at SM position offstage SR	
<i>Static Camera:</i>	Mounted under balcony	

Sound:

<i>FOH Console:</i>	AVID Venue S6L
<i>Monitor/Backup Console:</i>	AVID Venue SC48
<i>Installed Audio Snake:</i>	Ramtech STGBX-54-XP (48x6) (4) 12 channel stage boxes/multi cables available
PA Spec:	
<i>Flown system:</i>	EV XLC Bi-Amp Line Array, 90 Degree horizontal throw. Vertically tuned, 10-box per side array. Complete and even coverage of venue at high dB-SPL output
<i>Array Amps:</i>	(6)Crown XTi 4002 amps in Bi-Amp mode
<i>Array Zones:</i>	Independent low and mid/high adjustment on the bottom three, mid three, and top four boxes.
<i>Subwoofers:</i>	(4) EV QRx 218s (two per side/one per side with apron stair sections out)
<i>Sub Amps:</i>	(2) Crown XTi 6002 amps in passive mode (One amp per side)
<i>Center Fills (mono):</i>	(4) EAW JFX100i Passive Front Fills
<i>Fill Amp:</i>	Crown XTi 2002 amp, daisy chained
<i>Processing:</i>	DBX DriveRack 480 located in DSL wing, control laptop at FOH mix.
<i>Monitors:</i>	6 x EV XW15a biamped with 6 mixes on Crown K2 amps and EW38 crossovers

